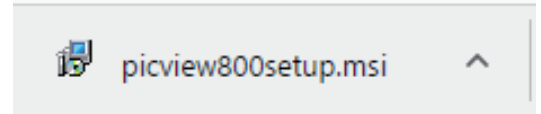


PicViewer: User Guide

PicViewer is a free software that allows you to view technical drawings made on Picador software, to manipulate them (add dimension, ...) and to export them to the format that you want to use. This allows you to convert documents directly to DXF, CFF2, PDF, Ai and other formats.

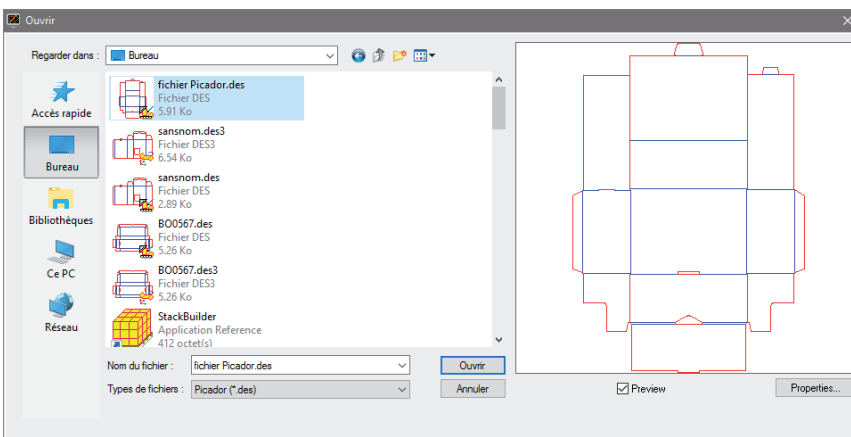
- 1 Download and install PicViewer in a few secondes.
Available on www.treedim.com/en/download



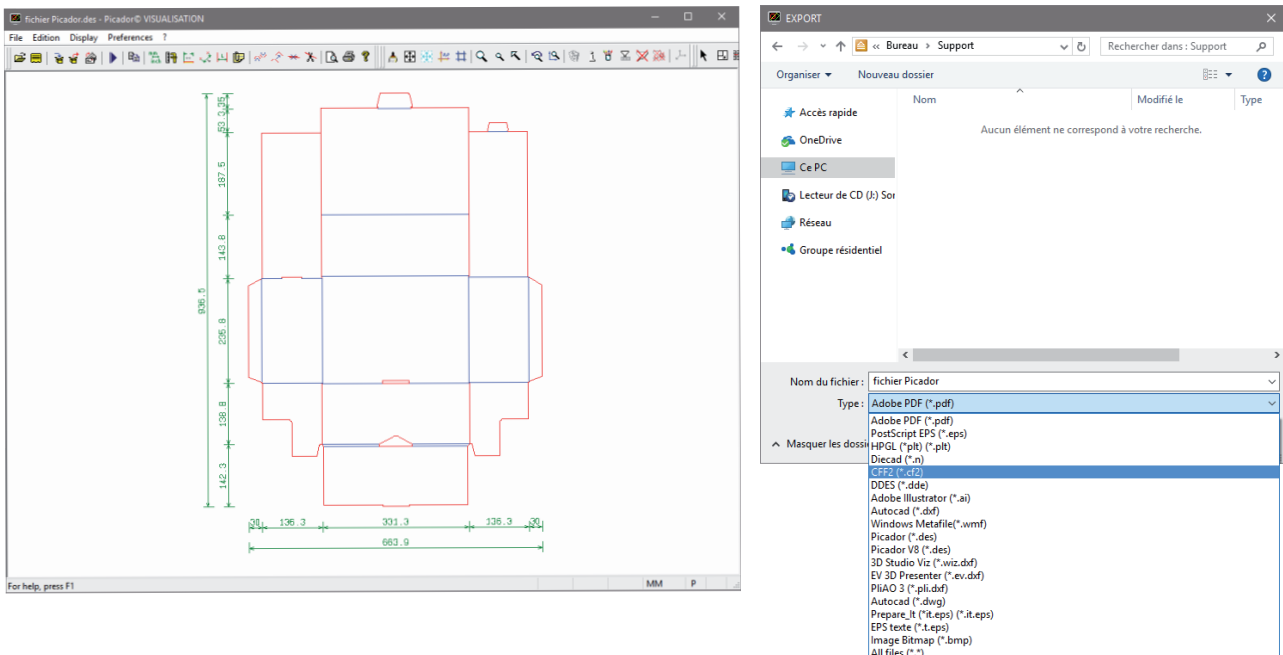
- 2 Use the icon to launch the application:



- 3 File/Open to visualise a Picador document (.des) or File/Import for an other type of file (DXF,PDF,Ai,CFF2...)



- 4 File/Export to convert and save the document at the selected format: DXF, CFF2, PDF, Ai, EPS...



- 5 Or use a specific functionality to:

- 1 Get informations on the drawing like length of rules, format.



- 2 Pick a dimension or place a dimension on the drawing



- 3 Convert vectorial lines